







	MODEL	FEATURES	CFM @ 0.1 W.G.	SONES	DUCT	HOUSING HEIGHT	LAMPS	MOTION SENSOR	HUMIDITY SENSOR	PAGE
SED SERIES		PREMIUM EFFICIENCY FAN, ULTRA-QUIET DC MOTOR								
	SED 110M	PREMIUM DC FAN WITH MOTION SENSOR	80	0.3	4 & 6"	7-5/8"	NO	YES	NO	1
			140	0.8	6"	7-5/8"	NO	YES	NO	1
TWO SPEED DC FAN: Upper speed is adjustable from 80 to 140 CFM, Low speed is adjustable from 30-80 CFM										
	SED 110	PREMIUM DC FAN - TWO SPEED	80	0.3	4 & 6"	7-5/8"	NO	NO	NO	4
			140	0.8	6"	7-5/8"	NO	NO	NO	4
TWO SPEED DC FAN: Upper speed is adjustable from 80 to 140 CFM, Low speed is adjustable from 30-80 CFM										
SE SERIES		PREMIUM EFFICIENCY FAN, ULTRA-QUIET AC MOTOR								
	SE80	PREMIUM FAN - LOW SONE	80	0.8	4"	7-5/8"	NO	NO	NO	7
	SE90		90	0.7	4 & 6"	7-5/8"	NO	NO	NO	7
	SE 110		110	0.7	4 & 6"	7-5/8"	NO	NO	NO	7
	SE 120		120	1.2	4 & 6"	7-5/8"	NO	NO	NO	7
	SE 140		140	1.3	6"	7-5/8"	NO	NO	NO	7
	SE90SC	PREMIUM 2 SPEED FAN - LOW SONE	90	0.7	4 & 6"	7-5/8"	NO	NO	NO	9
	SE 140SC		140	1.3	6"	7-5/8"	NO	NO	NO	11
	SE90H	PREMIUM FAN WITH HUMIDITY SENSOR	90	0.7	4 & 6"	7-5/8"	NO	YES	NO	13
	SE 110H		110	0.7	4 & 6"	7-5/8"	NO	YES	NO	13
	SELF80	FAN LIGHT - FLUORESCENT 23 WATT GU24, 41K	80	0.8	4"	7-5/8"	23W GU-24	NO	NO	15
	SELF90		90	0.7	4 & 6"	7-5/8"	23W GU-24	NO	NO	15
	SELF 110		110	0.7	4 & 6"	7-5/8"	23W GU-24	NO	NO	15
	SELF 120		120	1.2	4 & 6"	7-5/8"	23W GU-24	NO	NO	15
	SELF90H	FAN LIGHT - FLUORESCENT, WITH HUMIDITY SENSOR, 23 WATT GU24, 41K	90	0.7	4 & 6"	7-5/8"	23W GU-24	YES	NO	19
	SELF 110H		110	0.7	4 & 6"	7-5/8"	23W GU-24	YES	NO	19
	SELI80	FAN LIGHT - INCANDESCENT, 23 WATT MEDIUM BASE, 64K	80	0.8	4"	7-5/8"	23W MED.	NO	NO	21
	SELI90		90	0.7	4&6"	7-5/8"	23W MED.	NO	NO	21
	SELI 110		110	0.7	4&6"	7-5/8"	23W MED.	NO	NO	21
	SELI 120		120	1.2	4&6"	7-5/8"	23W MED.	NO	NO	21
	SELI90H	FAN LIGHT - INCANDESCENT, WITH HUMIDITY SENSOR, 23 WATT MEDIUM BASE, 64K	90	0.7	4&6"	7-5/8"	23W MED.	YES	NO	23
	SELI 110H		110	0.7	4&6"	7-5/8"	23W MED.	YES	NO	23
	SE 110X	FAN WITH HEATER, 1000 WATT	110	0.7	4 & 6"	7-5/8"	NO	NO	NO	25
	SELF 110X	FAN LIGHT WITH HEATER, 1000 WATT, 2 X 18 WATT GU24, 5000K	110	0.7	4 & 6"	7-5/8"	2X 18W GU-24	NO	NO	27
	SE-GU24-LK	FLUORESCENT LIGHT KIT, 41K LAMP INCLUDED, 23W GU24	Fits All SE Series Fans							17
	SE-LED-LK	10 WATT LED LIGHT KIT, 41K LED's, 10 WATT LED, RATED FOR 30,000 HOURS	Fits All SE Series Fans							18
SE-S SERIES		SHALLOW HOUSING, ULTRA-QUIET AC MOTOR								
	SE80-S	LOW-PROFILE FAN, SHALLOW HOUSING (5-5/8")	80	0.8	4"	5-5/8"	NO	NO	NO	29
	SE90-S		90	0.7	4 & 6"	5-5/8"	NO	NO	NO	29
	SE 110-S		110	0.7	4 & 6"	5-5/8"	NO	NO	NO	29
	SE 120-S		120	1.2	4 & 6"	5-5/8"	NO	NO	NO	29


CONTENTS


Product Selection Guide





	MODEL	FEATURES	CFM @ 0.1 W.G.	SONES	DUCT	HOUSING HEIGHT	LAMPS	MOTION SENSOR	HUMIDITY SENSOR	PAGE
PA SERIES		PREMIUM FAN, ULTRA-QUIET AC MOTOR								
	PA500V	PREMIUM FAN - LOW SONE, UL LISTED	50	0.3	4"	7-5/8"	NO	NO	NO	29
	PA700V		70	0.4	4"	7-5/8"	NO	NO	NO	29
	PA900V		90	0.7	4"	7-5/8"	NO	NO	NO	29
	PA1100V		110	1.3	4"	7-5/8"	NO	NO	NO	29
	PA500VLE	FAN LIGHT - FLUORESCENT, UL LISTED, 2X18 WATT GU-24	50	0.3	4"	7-5/8"	2X18W GU-24	NO	NO	33
	PA700VLE		70	0.4	4"	7-5/8"	2X18W GU-24	NO	NO	33
	PA900VLE		90	0.7	4"	7-5/8"	2X18W GU-24	NO	NO	33
	PA1100VLE		110	1.3	4"	7-5/8"	2X18W GU-24	NO	NO	33
	0750HM	FIRE RADIATION DAMPER, AUTOMATICALLY SEALS OFF FAN AND DUCT DURING FIRE, UL LISTED								

SN SERIES		QUIET AC MOTOR								
	SN80	FAN - LOW SONE, SHALLOW HOUSING, 5-5/8"	80	1.1	4 & 6"	5-5/8"	NO	NO	NO	35
	SNLF80	FAN - LOW SONE, SHALLOW HOUSING, 5-5/8", 23W GU-24	80	1.1	4 & 6"	5-5/8"	2X18W GU-24	NO	NO	37

S SERIES		ECONOMY FAN								
	S50	FAN - LOW SONE, SHALLOW HOUSING, 5-5/8" <small>Does not use bar hangers</small>	50	3.5	4 & 6"	3-5/8"	NO	NO	NO	39
	S70		70	3.6	4 & 6"	3-5/8"	NO	NO	NO	39

SE-RVL		RECESSED DOWN LIGHT FAN								
	SE80RVL	RECESSED FAN LIGHT - FLUORESCENT	80	0.9	4 & 6"	7-5/8"	16W GU-24	NO	NO	41
	SE80RVLH	RECESSED FAN LIGHT - FLUORESCENT WITH HUMIDITY SENSOR	80	0.9	4 & 6"	7-5/8"	16W GU-24	YES	NO	41
	<small>Ships with GU-24, 16 watt Fluorescent, R-30 Reflector Lamp, 700 Lumens, 35K - also available with LED lamp (consult factory)</small>									
	SE-MR16-LK	MR-16 TRIM FOR SE80RVL, INCLUDES 6 WATT GU-10 LED LAMP 41K, 410 LUMENSITY					6W LED	NO	NO	41

XDF SERIES		DRYER BOOSTER								
	XDF-300	DRYER BOOSTER	300	1.5	6"	8"	NO	NO	NO	43
	XDF-ASS	AMP SENSOR SWITCH - SENSES CURRENT ON THE NUTRAL CONDUCTOR AND ACTIVATES THE SWITCH								43
	XDF-DPS	DUCT PRESURE SWITCH - SENSES AIR PRESURE INSIDE THE DUCT AND ACTIVATES THE SWITCH								43

CONTROL & SWITCHES				
	AHET06-W	DECORA COUNT DOWN TIMER: 1, 5, 10, 20, 30, 60 MINUTES. 1800 WATTS, 120VAC/60HZ - WHITE ONLY	45	
	AYQ3DS	DECORA TRIPPLE STACK SWITCH, 15 AMP, 120/277V (W-WHITE, I-IVORY)		
	AYQ5634	DECORA DOUBLE STACK SWITCH, 15 AMP, 120/277V - WHITE ONLY		
	AYQTS215	DOUBLE STACK SWITCH, 20 AMP, 120V (W-WHITE, I-IVORY)		